












Product Category

※ Please click on series names for related introduction webpages or specifications.

Desktop Type		Wall-mounted Type	
	Class I Industrial Grade 18W~360W <u>GST series</u> A Type (IEC320-C14)		Class II Fixed AC Plug – Industrial Grade 18W~36W <u>GSM series</u> E/U Type
	Class II Industrial Grade 18W~36W & 360W <u>GST series</u> B Type (IEC320-C8)		Class II Fixed AC Plug – Medical Grade 18W~36W <u>GSM series</u> E/U Type
	Class I/II Industrial with Multiple output 25W~50W <u>GP series</u> A /B Type (IEC320-C14/C8)		Class II Interchangeable AC plug & E/U Type – Industrial + Medical + ITE + Household 12W~90W <u>NGE12~90 series</u> NEW
	Class I/II Medical Grade 18W~220W <u>GSM series</u> A/B Type (IEC320-C14/C8)		Class II Universal 4-Port USB GaN Fast Charger – ITE NEW 100W (International Version) <u>NGE100 series</u>
	Class II Moisture proof IP67 / 5 years warranty 60W~200W <u>OWA series</u> E/U Type		NEW 100W (US Version) <u>NGE100U series</u> Type C x 2 Type A x 2 

Road Map

Desktop Type

Industrial

IEC320-C14 Type : GST18A/ 25A/ 40A/ 60A/ 90A/ 120A/ 160A/ 220A/ 280A / 360A Series

IEC320-C8 Type : GST18B/ 25B/ 36B & GST360B Series

IEC320-C14/C8 Type :
GP25A, GP50A/B Series

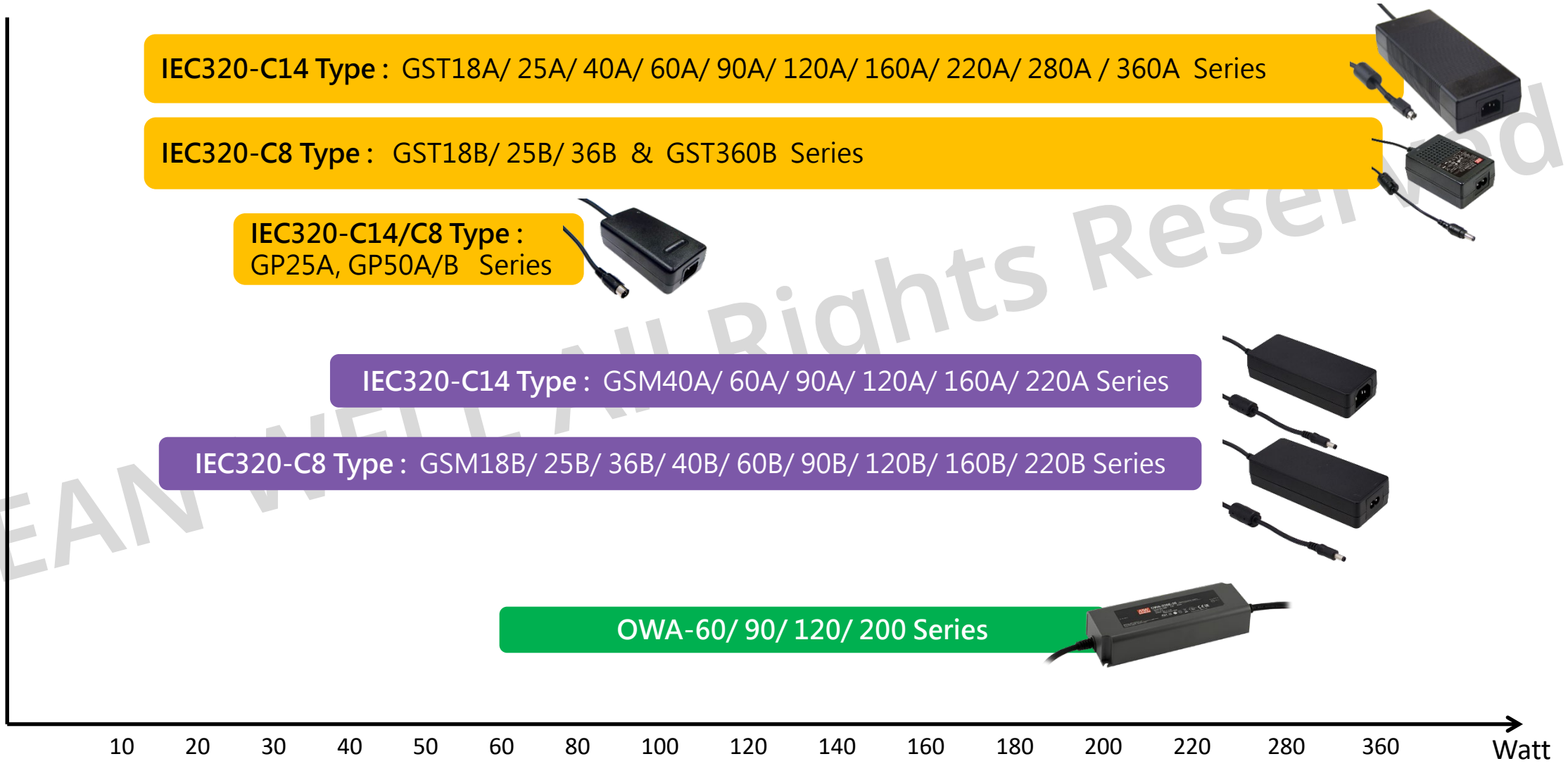
Medical

IEC320-C14 Type : GSM40A/ 60A/ 90A/ 120A/ 160A/ 220A Series

IEC320-C8 Type : GSM18B/ 25B/ 36B/ 40B/ 60B/ 90B/ 120B/ 160B/ 220B Series

Moisture proof

OWA-60/ 90/ 120/ 200 Series



Road Map

Wall-mounted Type

※ The NGE 12~100 Series Are Primarily Recommended For All Wall-Mounted Type Adaptors.

